

## SRS Warning Light Circuit Malfunction (Always lights up, when ignition switch is in LOCK position.)

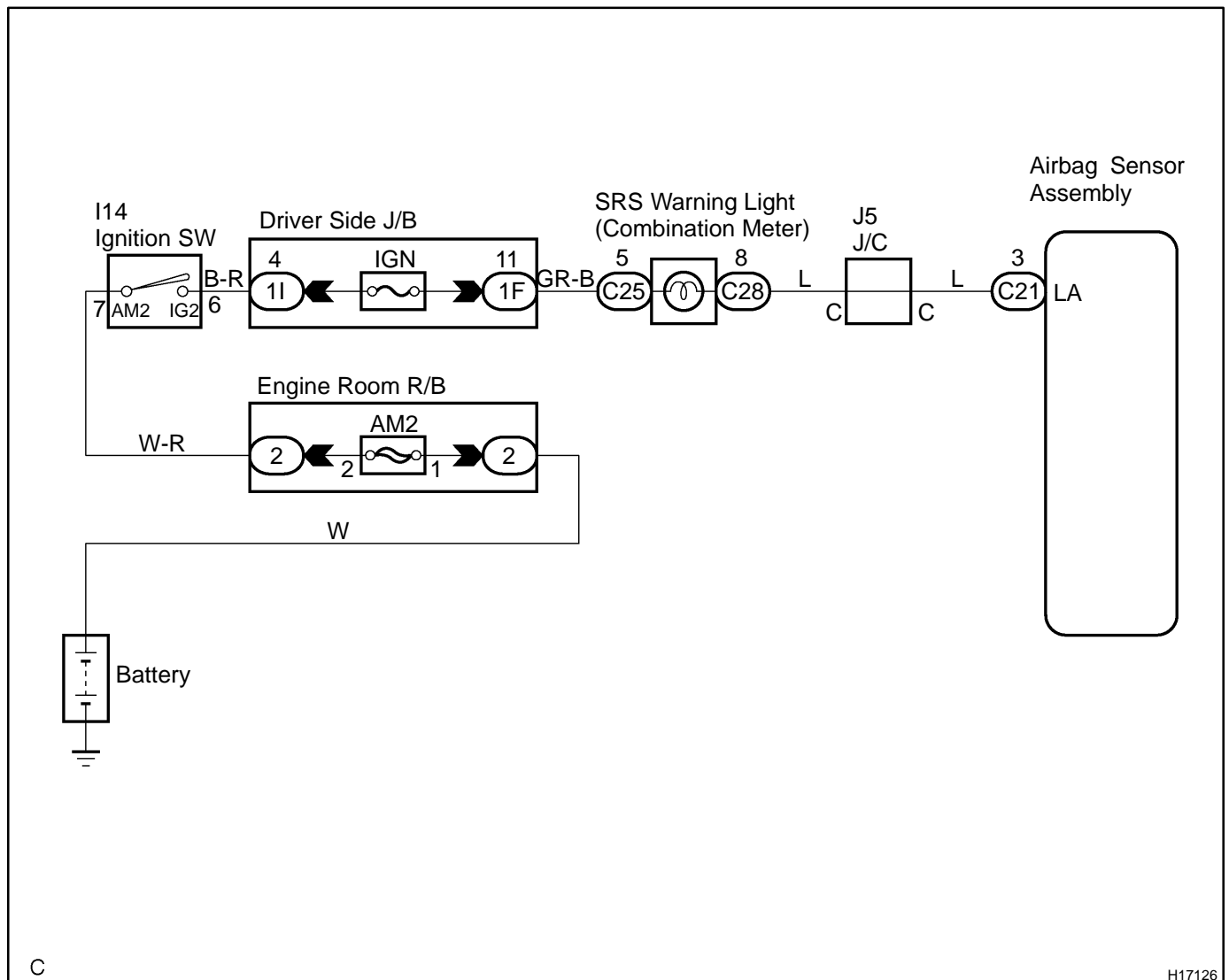
### CIRCUIT DESCRIPTION

The SRS warning light is located on the combination meter.

When the SRS is normal, the SRS warning light lights up for approx. 6 seconds after the ignition switch is turned from the LOCK position to ACC or ON position, and then turns OFF automatically.

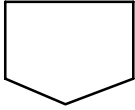
If there is a malfunction in the SRS, the SRS warning light lights up to inform the driver of the abnormality. When terminals Tc and E1 of the DLC1 are connected, the DTC is displayed by blinking the SRS warning light.

### WIRING DIAGRAM

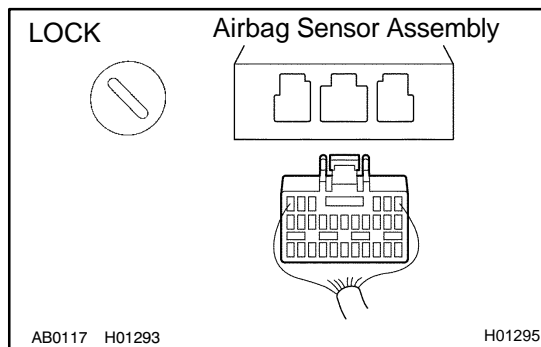


**INSPECTION PROCEDURE**

**1** Prepare for inspection. (See step 1 on page [DI-456](#) )



**2** Does SRS warning light turn OFF?

**PREPARATION:**

- (a) Turn ignition switch to LOCK.
- (b) Disconnect negative (-) terminal cable from the battery, and wait at least for 90 seconds.
- (c) Disconnect the airbag sensor assembly connector.
- (d) Connect negative (-) terminal cable to the battery.

**CHECK:**

Check operation of SRS warning light.

**NO**

**Check SRS warning light circuit or terminal AB circuit of DLC1.**

**YES**

**Replace airbag sensor assembly.**